


Apps Portal Continued

Click on **BCPS Digital Content**



Baltimore County Public Schools
Licensed Digital Content Access



BCPS Digital Resources for Students and Families

Learn how to...

- Access Parent University Resources
- Create a FOCUS Parent Portal account
- Access Grades in Schoology
- Access Math Learning Center Digital Manipulatives
- Access Math Learning Center Parent Resources
- Access Apps where your child can practice reading & math skills
- Access BCPS Licensed Digital Content

<p>Follett Destiny Library Catalog</p> <p>Select your school location then click "Log In" on the upper right. If prompted, click on the blue BCPS Log In button.</p>		<p>For information on how to directly link to Licensed Digital Content resources, visit the Digital Content Snapshots and Support Page on the Innovation Hub or click on the ?</p>		
Elementary				
<p>BCPL Research Databases</p> <p>ID = Access with a BCPS Student ID number (9 digits) Password: 0000</p>	<p>BrainPop, BP Español, BP Français</p> <p>ID = baltcops Password = brainpop</p>	<p>BrainPop Jr.</p> <p>ID = baltcops Password = brainpop</p>	<p>BrainPop ELI</p> <p>ID = baltcops Password = brainpop</p>	<p>Discovery Education</p> <p>Access through the Left Navigation bar in any Schoology Course or through the BCPS Apps Portal</p>
<p>Follett Destiny Library Catalog</p> <p>Select your school then "Log In". If prompted, click the BCPS Log In button.</p>	<p>Gale in Context: Elementary (formerly Kids InfoBits)</p> <p>Password = bcps</p>	<p>Pebble Go</p> <p>ID = pebblego Password = bcps</p>	<p>Pebble Go Next</p> <p>ID = pebblego Password = bcps</p>	<p>Primary Search (BCPL Database)</p> <p>ID = Access with a BCPS Student ID number (9 digits) Password: 0000</p>
<p>ProQuest Culture Grams</p> <p>ID = baltcountps Password = Baltcountps1?</p>	<p>ProQuest SIRS Discoverer</p> <p>ID = baltcountps Password = Baltcountps1?</p>	<p>Tumblebook Cloud Junior</p> <p>ID = bcps2 Password = login</p>	<p>Tumblebook Library</p> <p>ID = bcps Password = tumble</p>	<p>World Book Kids</p> <p>ID = bcps1 Password = worldbook</p>
<p>World Book Student</p> <p>ID = bcps1 Password = worldbook</p>	<p>World Book Encyclopedia Estudiantil Hallazgos</p> <p>ID = bcps1 Password = worldbook</p>			

- Click on **Follett Destiny Library Catalog**
- Access a variety of eBooks and Interactive eBooks
- Students have access to a variety of digital content resources under the Elementary section





Parent University offers resources, videos, workshops, and system updates to support the needs of your family.

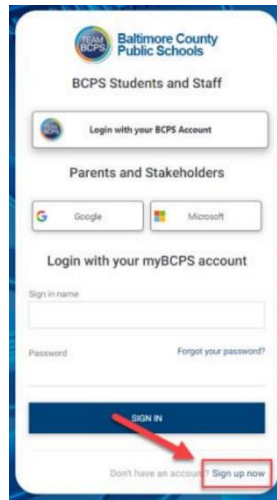
<https://bcps.org> → Parent Menu → Family & Community Engagement → Parent University




The FOCUS Parent Portal serves as the primary home-to-school communication vehicle for schools to share information regarding grades, attendance, report cards, and more!

Parents must use the email address the school has on file.

- Using a Chrome browser, go to: <https://baltimore.focusschoolsoftware.com/focus>
- Click **Sign up now** in the lower right corner
- Enter the email address the school has on file and click **Send Verification Code**
- Open the email from myBCPS B2C
- Copy the code from your email and enter it on the portal screen under **Verification Code** and select **Verify Code**.
- Continue creating your account by setting a password and entering your name, then click **Create Account**.
- Returning users should enter their **username** and **password** and click **Sign In**



<https://bcps.schoolology.com>

- On your child's Chromebook, click on **BCPS Links** and select **Schoolology**
- Log in using your child's BCPS credentials
- Click on **Courses** and you can check your child's **Grades**
- Your child can access his/her reading textbook when in the ELA course by clicking on  **McGraw Hill K-12 SSO** from the menu on the left



The MATH LEARNING CENTER

<https://mathlearningcenter.org/apps>

For Students:

- On your child's Chromebook, click on **BCPS Links** and select **Math Apps**
- Math Apps provide your child access to digital manipulatives and math tools

For Families:

- Click on **For Families** at the top, then **Bridges Family Support**
- Select the grade and see the major standards that will be taught
- Bridges Unit Overviews identify the skills and strategies being taught
- Select **Home Learning** and click on the Go to Math at Home Website to access activities that you can do at home with your child



<https://myapps.microsoft.com>

For Students

- On your child's Chromebook, click on **BCPS Links** and select **Apps Portal**
- This is a shortcut to all of the applications your child has access to
- Students can practice reading and math skills by clicking on **First in Math** or **Raz-Kids**

